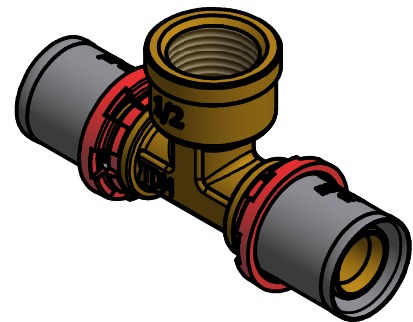
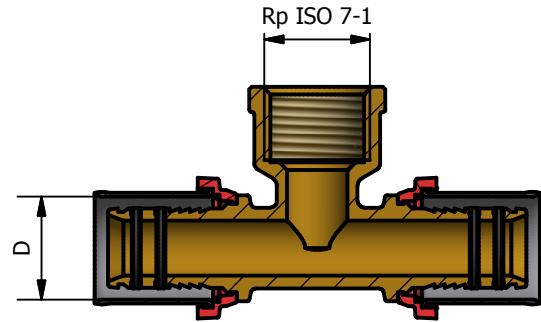
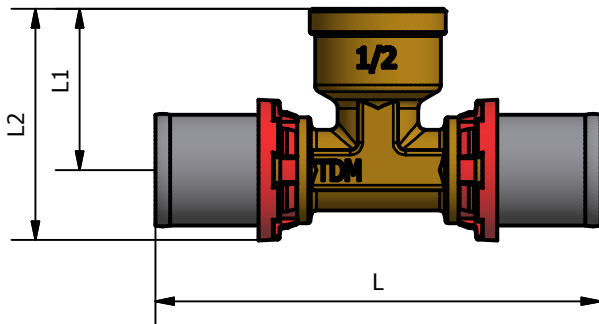


B-B (1 : 1.5)



TDM CODE	SIZE	Rp	D	L	L1	L2
1655 1216	1/2x16	1/2	16x2	90	30	42
1655 1218	1/2x18	1/2	18x2	90	32	43
1655 1220	1/2x20	1/2	20x2	90	32	44
1655 3420	3/4x20	3/4	20x2	96	35	49
1655 3425	3/4x25	3/4	25x2,5	102	37	54
1655 3426	3/4x26	3/4	26x3	102	37	54
1655 0125	1"x25	1"	25x2,5	108	43	60
1655 0126	1"x26	1"	26x3	108	43	60
1655 0132	1"x32	1"	32x3	110	43	63
1655 P440	1"1/4x40	1"1/4	40x3,5	128	56	80
1655 P250	1"1/2x50	1"1/2	50x4	164	64	92
1655 0263	2"x63	2"	63x4,5	174	73	108

N°	DESCRIPTION	MATERIAL
1	BODY	CW 617N EN 12165
2	INSULATION RING	NAYLON 6 (Red)
3	BUSH	AISI 304 EN 10088-2
4	O-RING	EPDM PEROX
WORKING PRESSURE MAX		10 BAR
WORKING TEMPERATURE MIN- MAX		-20°C / 120°C

CONFORMITY
1) DM 37 del 06/04/2004
2) UNI EN 10954-2
3) UNI EN 1254-3
4) UNI EN 10226-1 (ISO 7-1)
5) UNI EN 681-1

00	Prima emissione	Delaini M.	24/02/2012
Rev.	Nota Revisione	Approvatore	Data Approvazione
Toll Gen:	JS14	Stato sup.:	Giallo Sabbiato
Filetto:	ISO 7-1	Note tecniche:	
Peso lavorato:	Peso grezzo:	N° stampo:	
Materiale:		Disegnatore:	Data: 24/02/2012
		Delaini P.	
TDM Brass s.r.l via Artigiani , 7-9 25030 Maclodio BS Italy tel +39 030 9972217 fax 030 9787089 www.tdmbrass.it email info@tdmbrass.it			

Codice: 1655 1220 Scheda

Descrizione: Female tee fitting

TDM BRASS
Italian Fittings